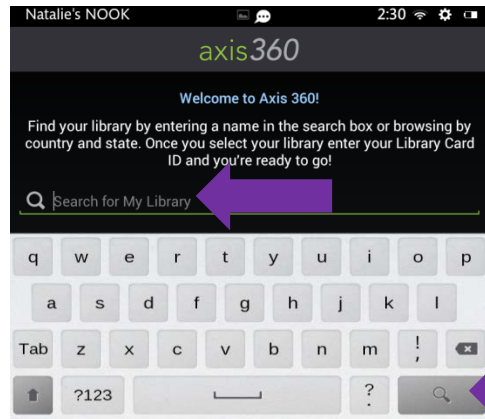


Finding and Checking Out a Book on axis360

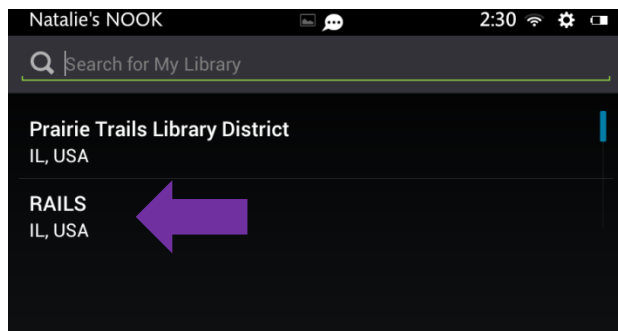
1. To get started, open the axis360 app. If you have not done so previously, you will need to login with your ID and PIN. If you have previously logged in and saved your information, skip to Step 5.



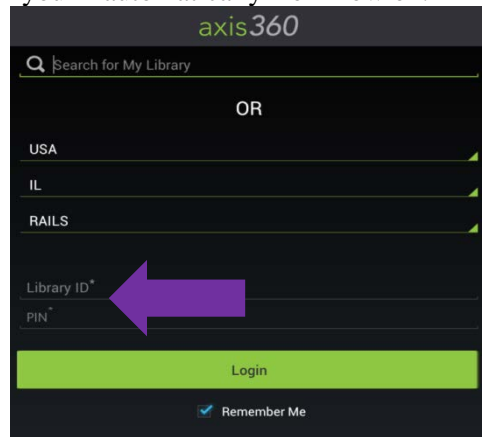
2. Tap “Search for my library” and type in the beginning of your library’s name and then tap the Search icon on the keyboard.



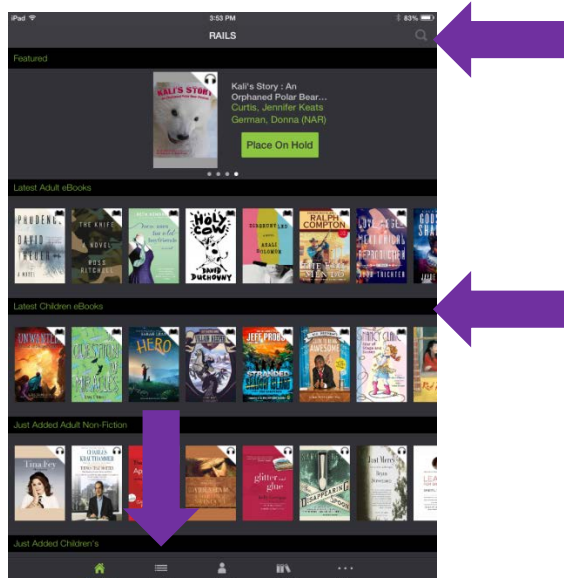
3. Tap the name of your library when it appears in the search results.



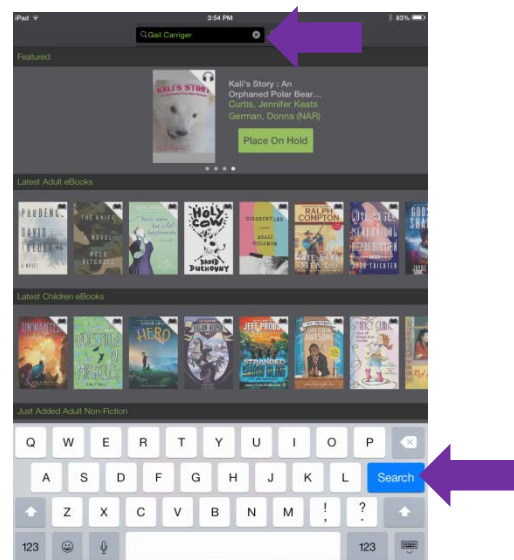
4. Next, enter your library ID and PIN(if needed), make sure the “Remember Me” box is checked, and tap “Login”. The “Remember Me” box will save your info and login you in automatically from now on.



5. Once on the Magic Wall you can browse the featured titles, search for a specific author/title/keyword, or Browse by Subject.

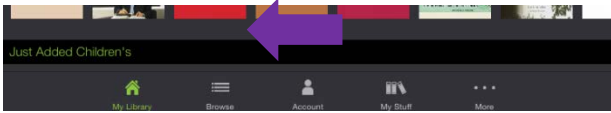


6. To search for a book, tap the search icon in the upper right to open the search bar. Then type in your search term and tap the Search button.

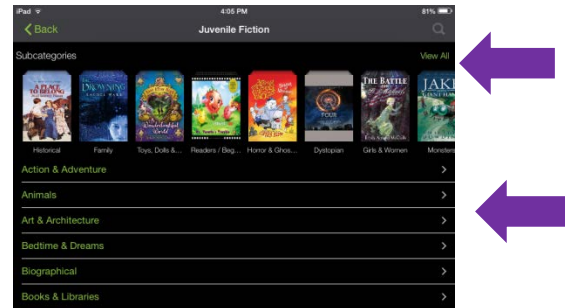


Finding and Checking Out a Book on axis360

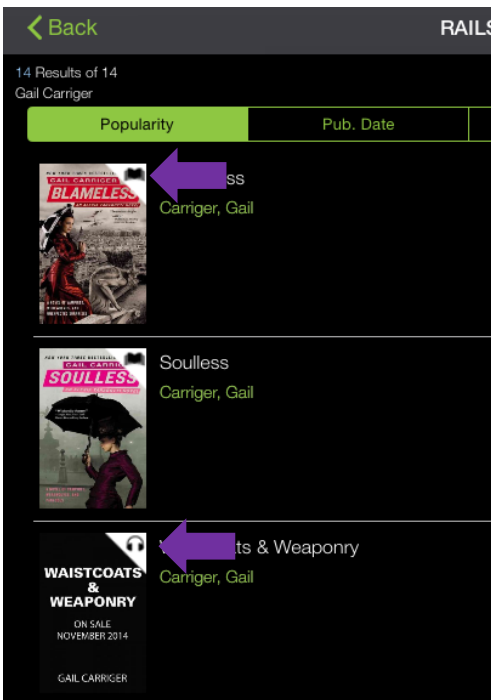
7. To Browse, tap the Browse icon at the bottom of the screen. This will open a list of subject headings.



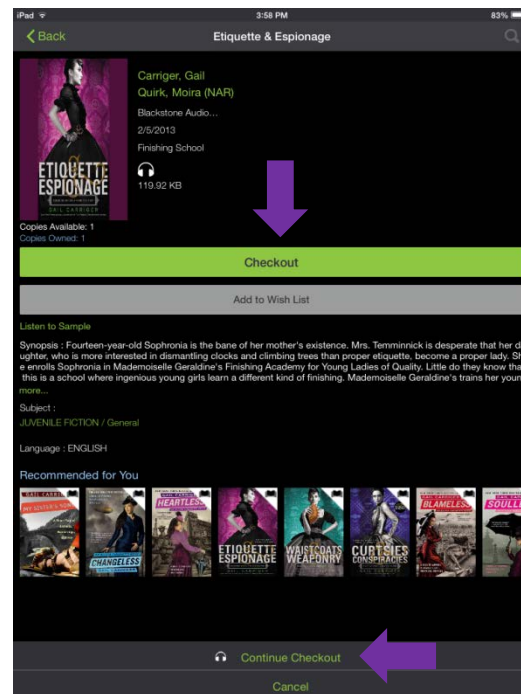
8. This will bring up a list of subheadings. You can tap one of these or tap “View All” to see everything in that subject.



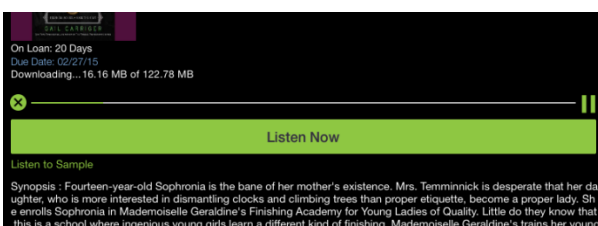
9. When your search results appear, check the upper right hand corner to see if it is an e-book or an audiobook. The open book icon will be an e-book, the headphones will be an audiobook. Tap on a cover to open a book’s information screen.




10. On the info screen you will be able to read a description, see similar titles, Checkout, or Add to Your Wishlist. To Checkout, tap the “Checkout” button and then “Continue Checkout” at the bottom of the screen.



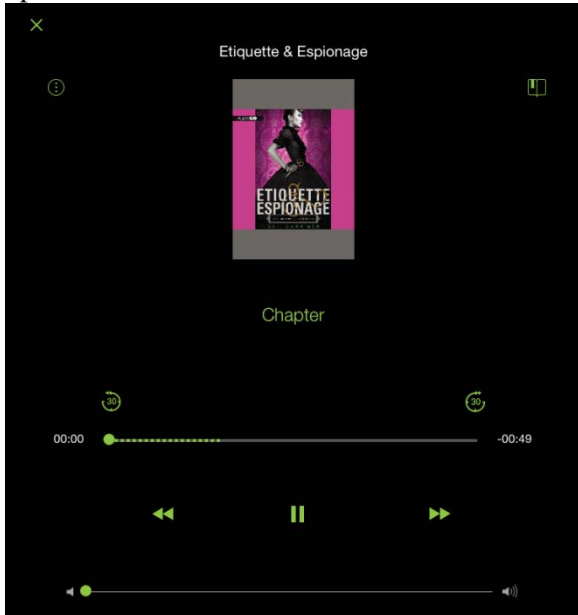
11. If you check out an e-book, tapping Read Now will open your book in the AxisReader app or you may move into the Blio app to read. If you check out an audiobook, tap “Listen Now” to open your book directly in the axis360 app.



12. You can find your checked out books at anytime by tapping “My Stuff” in the bottom menu. From here you can open an e-book in AxisReader or play an audiobook directly in Axis360.



13. Once your audiobook is open you will have some options.



14. Button Overview



Close audiobook

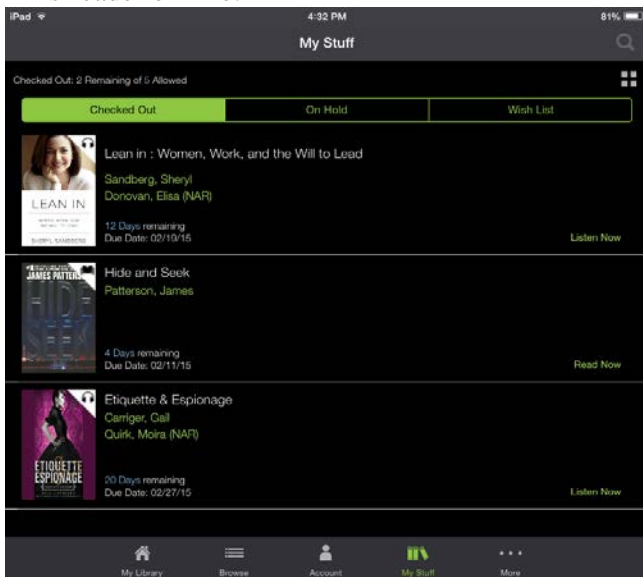
Menu (Will open the next two buttons)

Timer to automatically stop playing

Speed to adjust the pace of the reading

Add bookmark

15. To return an audiobook early, go to your “My Stuff” page. Then tap on the cover of the audiobook you’d like to return. E-books must be returned through AxisReader or Blio.



16. Once on the item info screen of the audiobook, tap Return. Then tap Yes to confirm the Return.

